

PowerSpector

BTL / BL

JTAz
JDz
JDAz



MEK BTL/BL Dual side In-line AOI systems

- √ Dual side or bottom up only inline full featured inspection
- √ High Speed 60Fps main camera and USB 3 Vision Cameras side cameras
- √ Synchronized top and bottom inspection
- √ Multi-color 3 angle lighting with Line Source Coaxial Lighting and Meniscus Profiler
- √ Inspects:
 - Components: SMT & THT (missing, type, polarity, offset, text, colors, etc.)
 - Component Height and Coplanarity
 - Solder Paste and CIP (Components in Paste; pre-reflow)
 - Soldering: Post Reflow, Post Wave, Selective, Manual
 - THT solder inspection
- √ Flexible classification and reporting scenarios
- √ Line Sourced DOAL(Direct On Axis Lighting) coaxial lighting system with high resolution Telecentric Optics.....
- √ Low Noise Large CCD High Speed 24 bit Color Camera
- √ Synthetic Imaging and Spectral Analysis
- √ Triple use of side camera's
- √ Prototype mode for 1st off inspection
- √ In height adjustable optical head

Featuring industry leading GTAz head and optional high clearance JDAz head

The latest generation of high speed, high quality cameras No capture card requirements.

Top and bottom heads are linked to allow parallel inspection cycles

Reliable solder joint meniscus and pad surface analysis (to find meniscus and paste printing defects)

use inspection in all stages of the production process

Integrate AOI efficiently in your existing operations and factory lay-out

Inspect solder joints without shadow effects from tall components nearby and accurate inspection model building

Find defects easier including printing defects on Gold or Cu plated PCB's

Powerful algorithms to achieve an optimal balance between defect detection and false reject levels in shortest time

Use for automatic inspection, classification and repair

Program in minutes to verify your production line is set-up correctly before starting full production

Compensate for PCB warp and adapt to tall component and sandwich assemblies

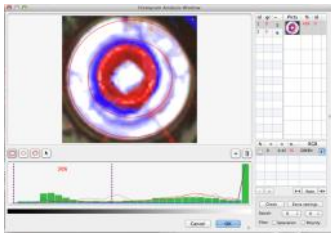
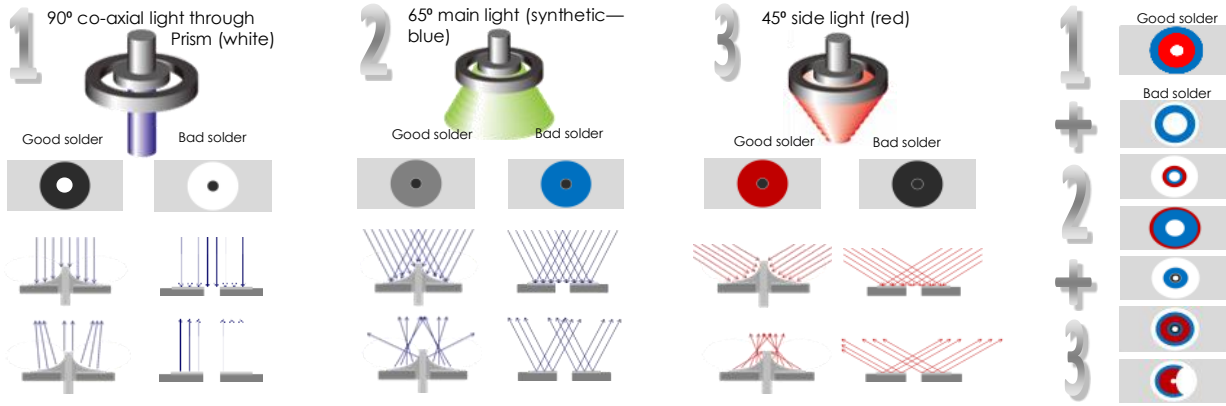
Hardware and Software Features

Sixteen possible head combinations

18 Cameras, 9 Top and 9 Bottom Cameras to 2 Camera Single top and Bottom Cameras. The D22X BTL is the ultimate in platform flexibility

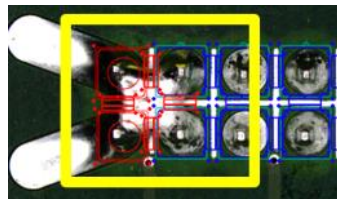
THT Solder Inspection

Scalable inspection points for the wide variety of Solder land shapes and pin sizes, Bridge and solder ball detection algorithms.




Histogram Analysis algorithms



Condition based decision. Tolerances can be set tightly Close to zero false alarms



Powerful algorithms for solder bridge detection Simple and scalable



Dedicated algorithms for solder balls detection




8x Angular Side Sensors (Only available for GTAz and GDAz models)

Simultaneously operating, multiplexed side view sensors with CameraLink interface — 45/45 arrangement — Triple use: Active automatic inspection, classification and repair — clear 9 angles defect review — high magnification 50x (10µm/pixel) — Full Color — Auto highlight — Large sensor pixels — 9 view images also in backup database



Hardware and Software Features — Continued



Double size FOV (Field of view)

Up to 2x faster inspection over previous generations of machines. Square FOV combined with circular lighting allows for program rotation without time consuming debugging.

Large pixel image capturing sensor

15µm² pixel size — less noise — smooth and detailed image— great dynamic range



High dynamics sensor



Conventional sensor

Height Adjustable Optical Head

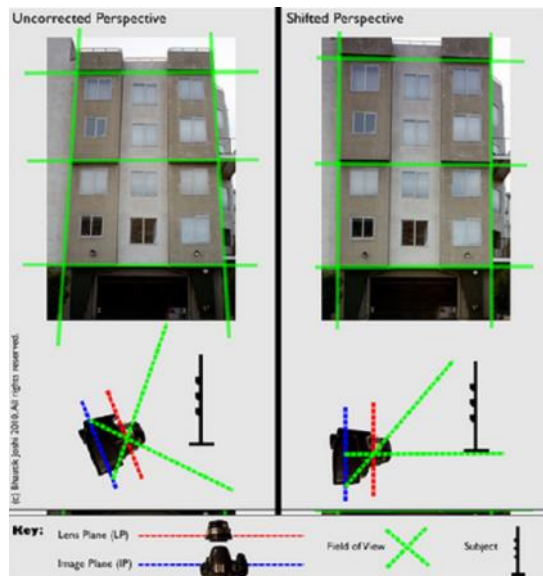
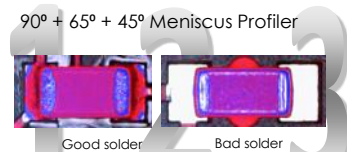



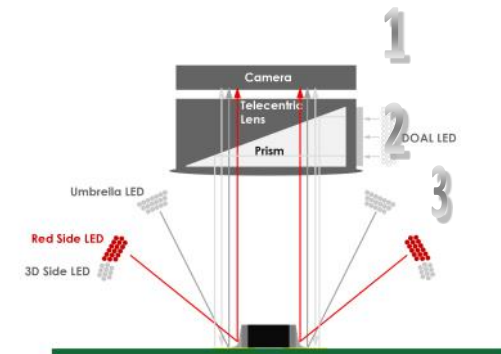

Z-Axis moving Top Camera, Light and Side View cameras — Adaption to any PCB Thickness — PCB Warp Compensation — Inspection of PCB's with very tall components — Reliable text and/or polarity inspection on tall components Inspection of "Sandwich" assemblies without need of jigs and multiple inspections

Omnidirectional multi angle, multi color LED lighting

Optimal light no matter component direction — 3D color profile of solder meniscus — Reliable defect decision by the software — Decide Good Solder, No Solder, Lack of Solder and Too much solder for SMT and THT solder joints


SMT Solder Inspection

Full solder profiling and histogram algorithm analysis. Simple prebuilt solder inspection libraries




Shift & Tilt Side View lenses

Distortion free side images across whole FoV. Every point on the PCB within the FoV has same distance to the capturing sensor despite the angle of the optics



Without Shift&Tilt



Shift&Tilt

Inline BTL



Bottom & Top Simultaneous inspection

JTAz + JDAz

In-Line Series Specifications	PowerSpector JTAz + JDAz 350BTL	PowerSpector JTAz + JDAz 550BTL
Maximum PCB Size	350x250mm (13.8"x9.8")	550x550mm (21.6"x21.6")
Characteristics		
Product type	Automatic Optical Inspector	
In-line/Off-line	In-Line	
Camera movement	X + Y Direction	
PCB movement	Stationary during inspection	
Parts inspection	Presence, Polarity, Offset, Correctness, Soldering, Height	
Printing/paste inspection	Offset, Smearing, Bridges, Uniformity	
Image Processing	Synthetic Imaging, Spectral Analysis, Greyscale limits	
Image Parameters	Brightness, Hue, Saturation via Filters	
Camera type	Digital color USB Vision interface 60 Fps	
Camera Field Of View/Resolution	36 x30mm/15µm	
Lens	Telecentric lens with built in prism for DOAL Lighting	
Lighting system	Omnidirectional T Triple LED rings: Side Red, Main, Line Sourced DOAL (Diffused On Axis Lighting (Coaxial))	
Specifications		
Smallest inspection component size	01005" (0.4x0.2mm)	
Positioning accuracy	Pixel related Feedback Loop	
Component clearance (top)	JTAz 30mm (1.2") JDAz 60 mm (2.4")	
Side Cameras	8x Digital color USB 3.0 Vision in 45/45 orientation	
Z-Axis movement range	30mm (1.2")	
Component clearance (bottom)	30mm (1.2") with JTAz bottom camera or 60mm (2.4") JDAz bottom camera	
Maximum PCB Size	350x250mm (13.8" x 9.8")	550x550mm (21.6" x 21.6")
Movement speed	720mm/s	
Inspection capacity typical	2750ppm	
Electrical requirements	100-240 VAC / 330W	
Conveyor		
Conveyor belt speed	10-500mm/s (0.4-19.7"/s)	
Conveyor configuration	Left>Right, Front rail fixed, Height 830-950mm	
PCB Clamping	Top Justified, Ruler Blade, Top & Edge Clamping, Sensor Stopper	
Minimum board size	50x50mm (2.0" x 2.0")	
Board thickness	0.6-4mm (24mils - 79mils)	
Interfacing		
Control PC type	Apple Mac Mini or iMac x2	
Control interface	SMEMA (conveyer)	
Data interface	USB and Thunderbolt	
Programming Interface	CSV Centroid file (Placement file)	
Repair/Monitor/SPC System/MES-interface	Mek Catch System (Windows 7/8/10) (option)	
3rd party Interfacing (MES) & Data Storage	Enterprise SQL DB/XML Files/Socket (Catch System Option)	
General		
Operating temperature	15-30 deg. C (60-90 deg. F)	
Operating humidity	15-80 % RH	
External size	W878 x D916 x H1313 (34.6" x 36.1" x 51.7")	W1078 x D1320 x H1317 (42.4" x 52" x 51.8")
Weight	240kg (397lbs)	400kg (529lbs)

Mek Europe reserves the right to change the design and specifications without notice. © Mek Europe BV, 2022

Represented/Distributed by:

Mek Americas LLC
8275 S Eastern Ave, suite 200
Las Vegas, NV 89123
T +1 702 660 6112
info@marantz-electronics.com
www.marantz-electronics.com

4F North Square I, Yokohama Business Park,
134 Goudo-cho, Hodogayaku, Yokohama,
Kanagawa Japan 240-0005
T +81-45-340-5566
info@marantz-mek.co.jp,



Mek Europe BV
Polluxstraat 2b
5047 RB Tilburg, Netherlands
T +31 40 7114111
info@mek-europe.com
www.mek-europe.com

because inspection matters

Inline BTL



Bottom & Top Simultaneous inspection

JDz + JDz

In-Line Series Specifications	PowerSpector JDz + JDz 350BTL	PowerSpector JDz + JDz 550BTL
Maximum PCB Size	350x250mm (13.8"x9.8")	550x550mm (21.6"x21.6")
Characteristics		
Product type	Automatic Optical Inspector	
In-line/Off-line	In-Line	
Camera movement	X + Y Direction	
PCB movement	Stationary during inspection	
Parts inspection	Presence, Polarity, Offset, Correctness, Soldering, Height	
Printing/paste inspection	Offset, Smearing, Bridges, Uniformity	
Image Processing	Synthetic Imaging, Spectral Analysis, Greyscale limits	
Image Parameters	Brightness, Hue, Saturation via Filters	
Camera type	Digital color USB Vision interface 60 Fps	
Camera Field Of View/Resolution	36x30mm/15µm	
Lens	Telecentric lens with built in prism for DOAL Lighting	
Lighting system	Omnidirectional D Triple LED rings: Side Red, Main, Line Sourced DOAL (Diffused On Axis Lighting (Coaxial))	
Specifications		
Smallest inspection component size	01005" (0.4x0.2mm)	
Positioning accuracy	Pixel related Feedback Loop	
Component clearance (top)	JDz 40mm (1.5") extendable to 60mm	
Side Cameras	NA	
Z-Axis movement range	30mm (1.2")	
Component clearance (bottom)	30mm (1.2")	
Maximum PCB Size	350x250mm (13.8" x 9.8")	550x550mm (21.6" x 21.6")
Movement speed	720mm/s	
Inspection capacity typical	2750ppm	
Electrical requirements	100-240 VAC / 330W	
Conveyor		
Conveyor belt speed	10-500mm/s (0.4-19.7"/s)	
Conveyor configuration	Left>Right, Front rail fixed, Height 830-950mm	
PCB Clamping	Top Justified, Ruler Blade, Top & Edge Clamping, Sensor Stopper	
Minimum board size	50x50mm (2.0" x 2.0")	
Board thickness	0.6-4mm (24mils - 79mils)	
Interfacing		
Control PC type	Apple Mac Mini or iMac x2	
Control interface	SMEMA (conveyer)	
Data interface	USB and Thunderbolt	
Programming Interface	CSV Centroid file (Placement file)	
Repair/Monitor/SPC System/MES-interface	Mek Catch System (Windows 7/8/10) (option)	
3rd party Interfacing (MES) & Data Storage	Enterprise SQL DB/XML Files/Socket (Catch System Option)	
General		
Operating temperature	15-30 deg. C (60-90 deg. F)	
Operating humidity	15-80 % RH	
External size	W878 x D916 x H1313 (34.6" x 36.1" x 51.7")	W1078 x D1320 x H1317 (42.4" x 52" x 51.8")
Weight	240kg (397lbs)	400kg (529lbs)

Mek Europe reserves the right to change the design and specifications without notice. © Mek Europe BV, 2022

Represented/Distributed by:

Mek Americas LLC
8275 S Eastern Ave, suite 200
Las Vegas, NV 89123
T +1 702 660 6112
info@marantz-electronics.com
www.marantz-electronics.com

4F North Square I, Yokohama Business Park,
134 Goudo-cho, Hodogayaku, Yokohama,
Kanagawa Japan 240-0005
T +81-45-340-5566
info@marantz-mek.co.jp,



Mek Europe BV
Polluxstraat 2b
5047 RB Tilburg, Netherlands
T +31 40 7114111
info@mek-europe.com
www.mek-europe.com

because inspection matters